

THE ROUTE 66 CAR CLUB IS A QUALIFIED 501c (3) CHARITY

May 2022

CLUB OFFICERS

PRESIDENT

Julie Metzner
928-699-5804

VICE PRESIDENT

John Borhek

TREASURER

Matt Mirabile

SECRETARY

Suzanne Edmonds

BOARD MEMBER

AT LARGE

Robert Penhaker

VOLUNTARY SEATS

MEMBERSHIP

Open

CRUISE DIRECTOR

John Borhek

NEWSLETTER EDITOR

Suzanne Edmonds

WEBMASTER

Doug Bischoff
240-285-7776

HISTORIAN

Sean Evans

MEETINGS - General Membership meetings are scheduled for the second Wed. of the month. The next meeting is June 8th at Quality Automotive, 5301 E Empire Ave, at 6:00 pm. Bring your own chairs.

LADIES' LUNCHEONS – Scheduled for the 3rd Tuesday of the month. See inside for updated information.

MEMBERSHIP – We have 50 paid members. Membership fee is \$40.00.

CRUISE DIRECTOR – Have ideas for a club activity? Contact John Borhek john@vmsources.com

WEB-SITE – <https://route66carclub.org> Our webmaster is Doug Bischoff at route66carclubweb@gmail.com He is asking for members to submit high-res images of their cars for the Members' Rides section.

NEWSLETTER – What have you done with YOUR car lately? Contact Suzanne at edmonds02@msn.com

PHOTO FILE - Post your Car and Car Club-related photos to our Route 66 Car Club Pictures Google Photo File.

<https://photos.app.goo.gl/DaKdg7F17Zsg8fMb6>



Upcoming Route 66 Club Activities

For more information please contact John Borhek john@vmsources.com

1. **May 21st** Club Cruise - Winslow, Rt. 66, and La Posada.
2. **June 1st** Board Meeting 6:00 pm - Mary's Café. Members are welcome.
3. **June 8th** Membership Meeting Quality Automotive, 5301 E Empire Ave, 6:00 - 7:00 PM
4. **June 18th** Club Cruise – Payson – no-host lunch at Old County Inn
5. **June 26th** Club Picnic – Bushmaster Park
6. **July 4th** Greater Flagstaff Chamber of Commerce / PEPSI Independence Day Parade
7. **August 27th - Thunder Over Flagstaff**

Other Events — Fliers attached at end of newsletter if available

1. **May 21st** Eleventh Spring Classic Car Show Prescott Valley, AZ.
2. **May 21st** Flagstaff Cruisers Annual Charity Car Show Flagstaff, AZ.
3. **June 10-11th** 7th Annual Williams Historic Route 66 Car Show Williams, AZ
4. **June 10th** Doney Strong Food Truck Round Up #1 Silver Saddle Café
5. **June 18th** Car and Bike Show Grand Canyon Harley-Davidson Bellemont AZ
6. **June 19th** Cars and Cowboys at the Blazen' M Ranch in Cottonwood

John has created an upload share for use by us and our members, where we can put/share forms for shows and events: You can add and delete forms to the share directly, just click on the upload button. <https://share.vmsources.com/share/index.php/s/4joZbSngxfopwCd>



The Ladies' Luncheon was a victim of the Covid-19 closures. As those are lifting, let's talk about reviving this great tradition. The 3rd Tuesday of each month was the day reserved for these. Those interested, drop me a message. edmonds02@msn.com

2022 Cruise Schedule

General Specifications:

- Third Saturday every month
- When: 10:00 am (meet up)
- Where: Verizon parking lot (N.E. Corner of Rte. 66 & Switzer)
- Wheels roll: 10:30 am.

May (Saturday 5/21/2022): Winslow, Rte. 66, and La Posada

June (Saturday 6/18/2022): Payson – no-host lunch at Old County Inn, Pine.

July (Saturday 7/16/2022) – Walnut Canyon and Wupatki (may require entrance fees) no-host picnic. This could be a Cruise & Camp using the O' Leary Group Camp at the entrance to Sunset Crater. NOTE: This destination is pending due to current Tunnel Fire closure.

August - No Cruise due to the Car Show.

September (Saturday 9/17/2021): Mormon Lake

October (Saturday 10/15/2021): Snowbowl Fall Colors

November (Saturday 11/19/2022): Jerome

April Club Cruise: Winslow, Rt. 66, and La Posada.

Cruise date:	3 rd Saturday of May (5/21/2022)
Meetup location:	Verizon/Goodwill Shopping Center, 1322 E. Rte. 66
Meetup time:	10:00
Departure time:	10:30
Destination:	Winslow
One-way mileage to destination:	90 Miles

1. Meet at the usual location at Rte. 66 and Switzer Canyon at 10:00
2. Wheels roll at 10:30 – Exit via Switzer Canyon Dr. (safety) and turn left at the light, heading East on Rte. 66
3. Turn right at Old Rte. 66, just past Fanning Dr.
4. Regroup at the Southeast corner of **Home Depot** parking lot, adjacent to Old Rte. 66 at approximately 11:00.
5. Proceed East on Old Rte. 66 to I-40
6. Proceed East on I-40 to Two Guns
7. Exit Two Guns, turn right to parking / End of pavement
8. First stop, Two Guns around 11:45
9. Proceed East on I-40 to Joseph City (Exit 269)
10. Second stop, Jack Rabbit Trading Post around 12:30 3386 U.S. Rte 66, Joseph City, AZ 86032
11. La Posada for a no-host lunch around 13:30
12. Exit La Posada and proceed to Rey. 66 West
13. Left on Rte 66.
14. Right on Williamson Ave to Darryl's Root Beer Stand (1001 N. Williamson Ave) at 15:00



Birthdays

Steve Westerdahl
Joanie Baker
Cheryl Ossenfort
Adriana Penhaker

Anniversaries

Curtis and Cathy Deibel



News From Under the Hood

by Julie KBM. President



A Big Thank You.

Yes, a big thank you to **"YOU"** the members of the Route 66 Car Club. You stepped up when needed. You responded to the help wanted. We now have a parade chair, Jack Haring. John & Elizabeth Borhek are planning the club Picnic scheduled for June 26th at Bushmaster Park. Bryan Aquino is taking a stab at being our club photographer. When Dunkin Donuts needed us, we came through with 14 cars. You members are amazing. You are putting the "U" back in Club. I can't say it enough - Thank you!

Let's keep the wheels rolling, we still have several projects that need a leader, organizer, or chairperson to head them up. Jump start your engine and grab hold for more fun and memory making. Get involved and be part of something great. Help make a difference. Please talk to me in person, drop me an email, text, or phone call if you want to do more to keep this club being a success. I've got many ways you can do more for the club and in return gain the rewards of community and involvement. Look forward to hearing from you and see you at the events and meetings.

Sincerely, Julie

Have you ever wanted to lead your own parade? Well...have we got an event for you. The Flagstaff July 4th Parade will be here before you know it, and we want to feature YOU and your fabulous car. Yes, **YOU**. Stop blushing. You know you are a red, white, and blue star, and so is your car... or truck. Jack has stepped up to be our parade chair, and we need people to step up to support him by driving their cars in the parade or to assist in other ways - carrying a banner or tossing candy to the throngs of excited kids, perhaps. Did I say throngs? Yes, it is a well-attended parade and is during the day. Decorating for this parade is easy, fun, and patriotic. SO... let's get our parade on, good people. Contact Julie or Jack for details.



Did you know NAPA offers a discount to anyone working on a project? Just go to the store on Butler and ask them about the Hot Rod discount!

The 2022 Route 66 Car Club of Flagstaff 3rd Annual Charity Car Show at Thunder-Over-Flagstaff AUGUST 27, 2022



Fliers and applications forms are on our website and are included at the end of this newsletter. We need people to sign up for parking, registration, raffle sales, and more. Each year, our show gets bigger and better. It's because of YOU that it does. Contact Robert (show chair) or Julie KBM for information on how you can be part of this great event.

We also need members to spread the word about the show. If you are going to another car event, take some fliers along with you to hand out. We have a Friday cruise planned. We have an expanded slate of classes this year. We have space for 250 cars – let's make it a full house.





April 16th Club Cruise: Cottonwood and Vineyards



OK. It was windy. Like really, really windy. We've had a lot of that this spring. Seriously.

That didn't keep an intrepid crew of club members and guests from driving down the Oak Creek switchbacks, braving the traffic of Sedona, and enjoying the beautiful oases of the Cornville/Cottonwood wineries. Many of us were unfamiliar with the vineyards that are within an easy drive of Flagstaff, and it was a wonderful discovery.

It was a beautiful drive down Oak Creek Canyon, and, as we dropped in altitude, the wind lessened and the temperatures rose, making for wonderfully temperate weather to spend on the veranda of the Page Springs Cellars catching up with friends. Some of us explored the wine tasting opportunities while others discovered the scenic walk to the creek. All of us enjoyed the very spring-like weather, and some of us even got sunburns.

After an hour we continued to Cottonwood, enjoying another fun driving road. Most of us ate lunch at the Colt Grill on Main Street, which features some of the yummiest barbeque offerings around. Parking is easy in Cottonwood, even on a busy weekend.

Thank you, John, for arranging another fun day for the rest of us, and introducing us to the amazing Cornville/Cottonwood wineries. I can't wait to go back.

Our cruises are held on the 3rd Sat. of each month. They are open to everyone. Membership is not required, nor is driving a classic or collector car. Daily drivers are welcome, so are friends. We always have a great time on these drives. If you have a friend who is interested in coming along, it's an easy way to introduce them to the classic car community.

Our next cruise is May 21st, featuring Winslow, Route 66 and La Posada. It's always a great one. Hope to see you there!





Dunkin Donuts East Side Grand Opening

Sometimes we get asked to do some really sweet things, like celebrate the soft opening of the Dunkin Donuts shop on the east side on May 9th. Soft opening means they are not, as of this newsletter's writing, officially open yet due to one of those technicality issues, but the opening was allready set, so we rolled with it. There were fourteen vehicles: thirteen club cars and one who was invited to tag along, gathered early on a windy Monday morning to welcome Dunkin to the east side of Flagstaff. Curtis and Red led the way, lights flashing, followed by the rest of us. We were treated to donuts and coffee served up by none other than the mayor of Flagstaff, then went across the street for a group photo.

Drivers ranged from 19 to eighty something, and the cars were also just as diverse. We had long-standing members, new members, and a prospective member. It was a great representation of Flagstaff's car culture and our club's demographic. Way to go, team!

We received a really nice thank you letter from the organizer of the event. As soon as their video is complete, it will be on our website.

Thanks everyone who came out for this. These events are so crucial to keeping the car communitiy in the public eye, and reminding them that we are vital and fun part of our community. We even got a nice email from the organizer.

Suzanne - We can't thank you enough for your club's fabulous representation at our event. We loved having you and the line of classic cars going through the drive-thru was exactly what we were looking for! Here are a few pictures. We may have more but are still gathering our collection.

*Thank you again.
You all were wonderful to work with.*

Heidi Goitia

*The Ferraro Group Phoenix
120 N. 44th St. #310
Phoenix, AZ 85034
www.TheFerraroGroup.com*





The first three photos used with permission of the Ferraro Group
Red vehicles were well-represented.





OK...the group shots...I have not yet figured out how to get these as well as I would like, ...but hang with me and I will figure it out.





Friday Night Cruise-In

Friday Night Cruise-Ins are getting bigger with each passing week. If you haven't joined in the fun, what are you waiting for? Upwards of 50 cars are showing up, and it is an ever-changing group. You never know what's going to pull into the parking lot. Last week we had a Ferarri and a post-apppocalypse Jeep truck, and lots of great vehicles in between.

Everyone and everything is welcome. Come on down and join us. Bring a chair to sit in, a sweatshirt if it's cold, and a hat if it's hot. It is spring in Flagstaff, after all, and everything depends on the weather. If you've avoided crowds for a couple of years, this is a nice way to get back into the swing of things. It's at the Park Santa Fe parking lot (in front of Harbor Freight), and starts at 5.00pm and runs until dark. Please remember, no burn outs, peel outs or other displays of power. We like meeting at this place and want to be good neighbors.





LOTS of cars and LOTS of people!



40-Roll Rehab and Coffee May 14th



Here are photos from the first 40 Roll Rehab and Coffee event of the year. It was held at the Flagstaff Subaru Dealership and was well attended by both tuner-type cars and more traditional ones. More proof that the car culture in Northern Arizona is rebuilding and thriving. These are fun events and are easy to fit into a schedule as they are over by noon. As future dates are posted, I will publish them in the newsletter, and encourage folks to attend. These people do amazing things with their cars.



Thanks, JKBM for the photos.



Before – a friend’s solid restoration project.



After – scrap.

Zip In Smoke

Wildfire.

It’s an unpleasant fact for those of us who live in the mountains. It’s also something that can reduce a prized collector car into a pile of smoldering metal. What can be done to reduce the chances of this happening to your ride if you find yourself in the path of a wildfire?

We have been close to two of the largest fires to hit Northern Arizona, first the Schultz fire in 2011, and just last month, the Tunnel fire. In both., we were in the area identified for evacuation. We have researched the ways we can protect our homes and other property, including our collector cars, and I am offering them here.

I found two articles that were helpful in planning what to do the next time a fire targets our community and have included them at the end of my writing. This is in no way a complete list, nor is it meant to replace the advice of trained fire professionals when it comes to evaluating your property for fire preparedness.

First off, in Arizona, we have the Ready Set Go system. What does this mean? **Ready** means normal times – you know, when we don’t think about a fire burning everything we have to the ground. **Set** means you are in harm’s way and need to be ready to leave with what you wish to save. Cars packed, whatever you are taking with you at the door. **Go** means leave. You are officially ordered to evacuate. Depending on how close you are to the fire, and what the winds are doing, you may have little time to get to safety. TRULY little.

Let me first share what we have done. Our home and outbuildings were constructed of fire-retardant material and utilized recommendations for building a fire-resistant structure. That’s nowhere near enough to rely upon to save property, however. During the “Ready” phase, we look at everything through the lens of “would this burn?” We keep our property mowed. We rake leaves, pine needles, and tumbleweeds and dispose of them regularly. We have tried to observe the recommended safe zone around our buildings, although some moisture loving plants are close by. We keep dead weeds from building up under anything parked outside, or against the buildings and fences. We have removed flammables from around the garage, house, and barn exterior walls. We keep “things that burn” at a minimum. We car people have lots of “things that burn” that we keep around. There is more on that in the attached article from Hemmings. We have hoses hooked up and easy to find, as well as hoes and shovels, which can extinguish hot embers.

The Ready period is the time to make your plan for what to do when you get the Set notification. Decide

what you are willing to lose and willing to keep. Choose your battles. Have all your important papers, including those for the vehicles in one place so you can grab and go. We keep these in a bottom drawer of a desk and the drawer is just pulled out and put in a car. Update your insurance on your cars, annually. Research their values and adjust accordingly.

When you get the Set notification, have your cars fueled at least enough to get them to safety. Have their keys in them. Have them facing outwards. If you are going to trailer one out, load it up and have the tow vehicle hitched up. Put any irreplaceable spare parts into the trunk if you can. Decide which cars you will drive off your property, and do not assume you will be able to return to get any others. Trust me on this. Once you leave, you are probably not going to be allowed in, so ferrying your cars out is not something to bank on. These things happen very quickly. Assume that once you leave an area under the Set or Go designation, they will not let you back in.

If you cannot evacuate every one of your vehicles, have a plan for those you cannot take. Calling friends to help you get them out can work, if your friends are allowed into the neighborhood. We have an area on our property that is a combination of paving, gravel, and bare earth with little vegetation, and no overhanging trees. It's an open area easily accessible by a fire truck, and hoses from two different water faucets reach it easily. Last month, when we were in the Set status, we knew which cars we were taking out, and which would be left behind. Some of those left behind would be parked in this area after we had soaked it down with water. A garden hose would be left hooked up next to them. Fire extinguishers would be placed around them. Space between them would have been left to hopefully prevent the spread of the fire from one to the next. Two of the cars left behind would be placed in their shipping container "garages" which are highly fire resistant.

Car covers would have been removed and placed far away so as not to bring the fire to the cars. If covers are cotton, they burn. If they are synthetic, they will melt and/or burn.

We did not have to make the choice, fortunately, as the wind drove the fire away from us.

It's best to have this discussion with yourself long before you must decide what to do. The Schultz fire encouraged us to put a plan in place, and it was deployed last month during the Tunnel fire. We have a friend who is a retired Hot Shot. Asking for his input on both fires that were near us has been invaluable in helping us put a fire response plan into effect.

You cannot stop a fire by sheer will, and even those homes with the most conscientious of protective actions can burn. You can help your home, and your cars, have a greater chance of surviving by following the recommended steps for eliminating fire hazards around your place, and by having a plan if the worst happens and you get the GO call.

Most importantly, no car, no house, no possession is worth your life.

Be safe.

Links:

NOAA.gov has essential information on weather and how it could affect a fire [Homepage](#) | [National Oceanic and Atmospheric Administration \(noaa.gov\)](#)

Inciweb is great for consolidating information on any incident. [New tab \(nwcg.gov\)](#)

Arizona Emergency Information: Ready, Set, Go!

All-Hazard Evacuation | 5 P's Evacuation | Notification Systems | Flood Risk | Resources

All-Hazard Evacuation Steps [Ready, Set, Go! | Arizona Emergency information Network \(az.gov\)](#)

Ready, Set, Go! is a nationwide program adopted by the 15 Arizona Sheriffs that educates residents about proactive measures to take before an emergency and actions to follow when communities are threatened. The three steps encourage Arizonans to get **READY** by preparing now for what threatens their community, be **SET** by maintaining awareness of significant danger and to **GO**, evacuate immediately when the danger is current and life-threatening.

READY – Prepare Now

1. Be aware of the hazards that can threaten your community.
2. Take steps now to prepare for seasonal threats.
3. Register with your county/tribal emergency notification system.
4. Connect with your local emergency management office, sheriff's office, and public health department on social media.
5. Make a family evacuation and communication plan that includes family phone numbers, out-of-town contacts, and family meeting locations. Keep in mind physical distancing recommendations, wearing face coverings or other public health recommendations.
6. Build an emergency go kit with enough food, water, and necessary supplies for at least 72 hours. Include supplies to help keep you and your family healthy, such as face coverings, hand sanitizer and sanitizing wipes. Start with the five P's: people and pet supplies, prescriptions, papers, personal needs, and priceless items.
7. Check with your neighbors, family, friends and elders through video chats or phone calls to ensure they are READY.
8. Keep up to date on local news, weather watches, weather warnings and public health recommendations

SET – Be Alert

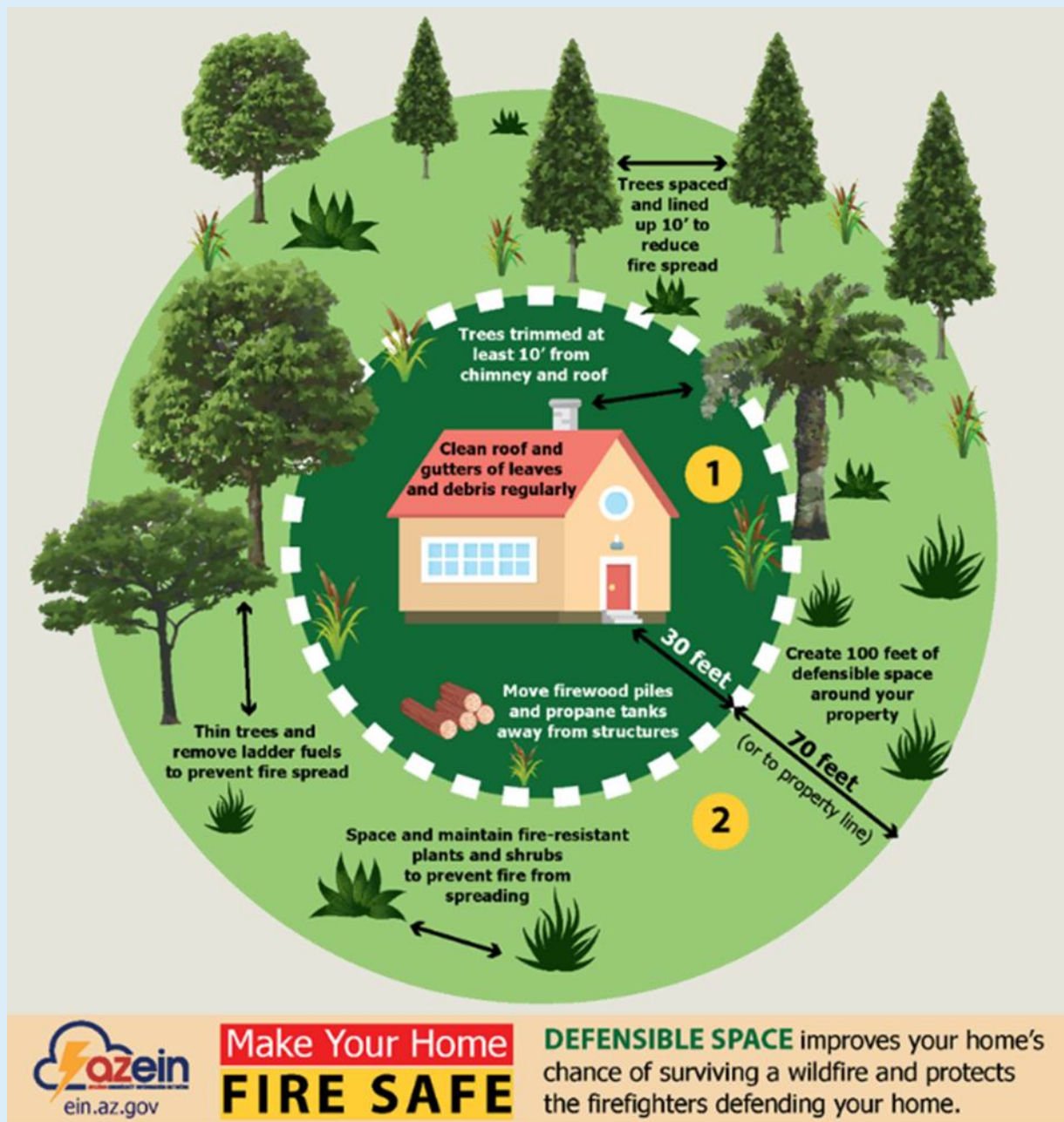
1. Know there is significant danger in your area.
2. Residents should consider voluntarily relocating to a shelter or with family/friends outside the affected area. Residents should avoid close contact with those who are sick and should practice public health recommendations when relocating.
3. Grab your emergency go kit.
4. Keep in mind unique needs for your family or special equipment for pets and livestock.
5. Stay aware of the latest news and information from public safety and public health officials.
6. This might be the only notice you receive. Emergency services cannot guarantee they will be able to notify everyone if conditions rapidly deteriorate. Be SET to GO.

GO! – Evacuate

1. Danger in your area is imminent and life threatening.
2. Residents should evacuate immediately to a shelter or with family/friends outside of the affected area. Residents should avoid close contact with those who are sick and should practice public health recommendations when relocating.
3. If you choose to ignore this advisement, you must understand emergency services may not be able to assist you further.
4. Follow instructions from emergency personnel, stay on designated evacuation routes and avoid closed areas.

5 Ps of Evacuation

1. People and Pets and other animals/livestock and supplies.
2. Prescriptions with dosages, medicines, medical equipment, vision and hearing aids, batteries and power cords, face coverings, hand sanitizer and sanitizing wipes.
3. Papers including important documents (hard copies and/or electronic copies saved on external hard drives or thumb drives), insurance papers, contacts.
4. Personal Needs including clothing, water, baby supplies, food, cash, credit cards, first aid kits, phones, and chargers. Items for people with access and/or functional needs, such as older adults and children.
5. Priceless items including photos, irreplaceable mementos, and other valuables.



Lots of useful tips in this article from [Hemmings Motor News](#)

By Car writer/collector/fine artist Wallace Wyss

Having had the unique experience of driving my Mercedes-Benz 300SL Gullwing out of a burning building, I can add a little advice on protecting your classic car from the threat of fire. Here are 10 tips to keep in mind:

1. Store it with the key in it, or at least readily accessible. True, a thief could break in your garage, or the garage working on your car and steal it but believe me -- when the building is on fire, no one is going to take too long to search for the keys.

2. Make sure neighbors know how to start your car and get it in gear. Let's face it -- in 2018, driving a manual transmission vehicle is a dying skill. Wouldn't it be a shame if your Porsche or Ferrari roasted because someone didn't know how to let out the clutch, or even put the car in neutral?

3. Move it at the first sign of fire. Even if the fire is five miles away, move the car if you live in high-risk fire area. One report I read from Malibu cited a Ferrari Testarossa owner who moved his car to the beach; true, it will get covered by ash and salt-laden dew at night, but there's less chance of it burning in a cement parking lot than in a wood-frame garage surrounded by shrubbery.

4. Always keep the car on four wheels. Having the original wheels repainted? Put "slave" wheels on with old tires, thus enabling the car to be moved. A car can't be rolled out of the garage if it's on jack stands.

5. Don't pile stuff on it. You've let your non-running car become a shelf for boxes of old magazines and clothes? If a fire is coming, who has time to move all that (combustible) stuff?

6. Don't have non-valuable cars obstructing the path of valuable ones. An acquaintance has a pricey Italian sports car -- worth more than his three-bedroom home -- but it's blocked by three or four junkyard cars in his driveway, likely worth little more than their salvage value. The pathway for rolling out the valuable car should remain unimpeded the whole time -- don't let a sentimental attachment cause you a financial hardship.

7. Aim the car outward. Even if your significant other or neighbor can't drive a stick, they can easily roll the car if it's aimed out of the garage. Keep the wheels pointed forward, too -- if the keys are lost and the steering wheel locks, the car may not make it out the door otherwise.

8. Take neighbors for rides in non-fire season (assuming there IS a non-fire season). Let them drive your collector car and put it in reverse from a standstill. You may be 50 miles away when the fire alert comes, so having a dependable and knowledgeable neighbor -- who can move your car out of harm's way -- gives peace of mind.

9. Reduce combustible clutter in your garage. Minimize the number of rags and drop cloths you keep on hand, and never store things like oily rags in your garage. Try to minimize the amount of combustible liquid, too, and beware of storing dangerous and highly reactive chemicals -- like pool chlorine -- in the garage.

10. Keep an A-B-C rated fire extinguisher on hand. Though it won't do much good in a wildfire, a fire extinguisher rated for A (trash, wood, and paper), B (flammable liquids), and C (electrical equipment) could be the difference between a minor inconvenience and a major insurance claim. Make sure it's mounted in an easily accessible place inside the garage and checked regularly since extinguishers will lose pressure over time. It's a good idea to practice with an extinguisher as well -- putting out burning gasoline isn't as easy as it looks.

WHERE IS THIS HOME VULNERABLE TO EMBER ATTACK?

EMBER AWARENESS CHECKLIST

WHAT YOU CAN DO TO PROTECT YOUR HOME:

1 WOOD ROOF

Replace wood roofs with fire-resistant types such as composition, metal and tile.

2 ROOF OPENINGS

Plug openings at locations between the roof covering and roof deck using a noncombustible material.

3 ROOF DEBRIS

Routinely remove leaf and pine needle debris from the roof.

4 SKYLIGHTS

Replace plastic skylights with double-pane tempered glass on gabled or sloped roofs.

5 SPARK ARRESTER

Install an approved spark arrester on chimneys.

6 WINDOWS

Use multi-pane, tempered glass windows. Close windows if wildfire is threatening.

7 VENTS

Cover all exterior vents with 1/8-inch corrosion resistant wire mesh or install new vents designed to resist ember entry. Use a louvered vent for the dryer.

8 RAIN GUTTERS

Use noncombustible rain gutter covers. Inspect and keep gutters free of debris.

9 SIDING

Fill gaps in siding and trim with caulk. Assure at least a six-inch separation between the ground and the start of the siding.

10 WOODPILES

Move woodpiles at least 30 feet from the house.

11 PATIO FURNITURE

Put combustible patio furniture inside or move 30 feet from the house if wildfire is threatening.

12 DECK BOARDS

Replace deck boards <1" thick, or in poor condition, with thicker higher density decking (i.e., hardwood or plastic composite). Properly install metal flashing between the deck and house.

13 DECK DEBRIS

Remove leaf and pine needle debris on top of deck and between deck board gaps.

14 PORCH & DECK ACCESSORIES

If wildfire is threatening, remove door mats and combustible materials from the porch and deck. Place BBQ propane tanks indoors.

15 UNDER THE DECK

Remove leaf and pine needle debris and other combustible materials from under decks. Enclose open sided decks with 1/8-inch corrosion resistant wire mesh.

16 FLOWERBOXES

Remove plants and combustible materials (or flowerboxes as practical) from beneath windows if wildfire is threatening.

17 EAVES

Enclose open eaves with a noncombustible material.

18 FLOWERBEDS

Should be at least five feet from the house. Use noncombustible mulch like gravel. Routinely remove dead and dry plant material. Choose plants and flowers that are deciduous, herbaceous, low resin or non-resinous, succulent and/or low growing.

19 VEHICLES

Close vehicle windows. Park in closed garage or away from the house.

20 GARAGE DOOR

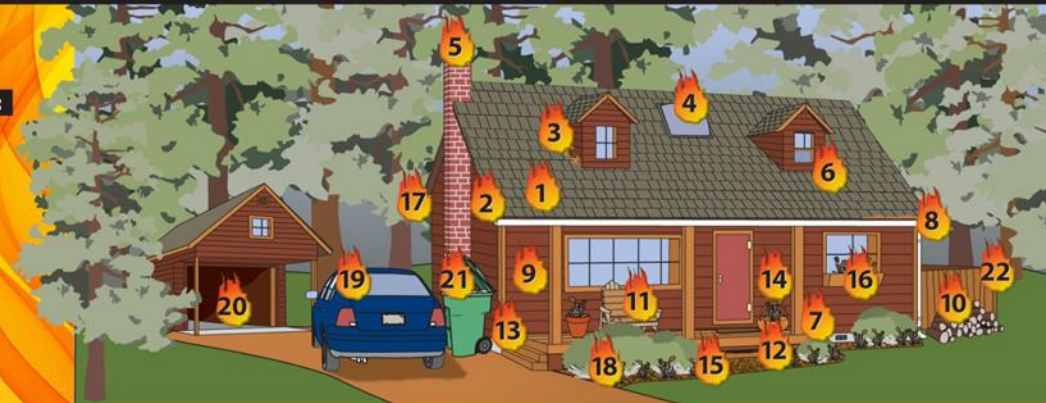
Adjust garage doors to achieve a tight fit. Close the garage door if wildfire is threatening.

21 GARBAGE CANS & RECYCLING BINS

Use garbage cans with tight lids. Place recycling bins in garage or away from the house.

22 WOODEN FENCES

Use a five-foot or longer noncombustible gate or fence section next to the house. Keep base of fence free of combustible debris.



This poster was created using the Ember Alert! Wild over Home Series: When the Embers Arrive PS-09-05, produced by the University of Nevada Cooperative Extension. It was written by Ed Smith, National Resource Specialist, and Jerry Brown, Living With Fire Program Coordinator. Graphic design, layout, and printing provided by the RUC Content Publishing Group.


For Sale: 1953 Chevy Model 21 - \$14,500 Flagstaff (Continental)

1953 Chevy model 21 cylinders: 6 cylinders, manual, clean title, odometer reading 33,669 Sitting garaged for 9 years in AZ Not running .Cash only, no trades

Comes with the following parts:

Box of manuals, Lights, Horn parts, Brake parts, Mirrors Vacuum kit, Speedometer faceplate, Bearings, Ring and pinion, Drive shaft bushing/seal assembly, Seat belt parts, Window seals, Window washer pump, Car cover, Wiring parts of sorts, Leaf spring parts, Fuel pump, Door latches, Fenton intake manifold system for dual carburetor set up; 2nd carburetor, Performance distributor, Alternator, Steering wheel repair kit, Air filter, Transmission parts, GM Transmission (may or may not be for this truck). Phone: (928) 607-0535. Email: sara.jarvis@gmail.com

More photos can be seen here: [1953 Chevy model 21 - cars & trucks - by owner - vehicle automotive... \(craigslist.org\)](https://www.craigslist.org/item/3/1953-Chevy-model-21-cars-&-trucks-by-owner-vehicle-automotive...)





Rally North America Monument Rally



2022 Pet-ticular Petz Monument Rally Supporting Hope for The Warriors Charity

This rally will travel through Colorado, Arizona, and Nevada. We are more than excited and proud to announce we will be working with Hope For The Warriors, helping them execute their mission of Restoring Self, Family, and Hope for all branches of service members from the United States Military.

This will be the third time working with Hope For The Warriors and to date, we have raised \$276,581.00 for them and the Warrior community they serve!

June 13th - 16th, 2022

Day 0 - Durango CO (Driver's Meeting / Charity Auction)

Day 1 - Durango CO

Day 2 - Cortez CO

Day 3 and 4 - Flagstaff AZ

Day 5 - Las Vegas NV

Information on how to sign up can be found on their website [Rally Events](#) | [Rally North America](#)



Attention Mustang Owners.

Good morning, Route 66 Car Club of Flagstaff,

My fiancé & I are doing a route 66 Road trip for our honeymoon in August.

We are going to take post-wedding photos on route 66 in flagstaff & wanted to know if any of your members had a 60s mustang that we could take pictures with on Aug 15th, 2022?

We have both loved classic cars and trucks but in January of 2021 I proposed at the Grand Canyon and then we took Route 66 from Flagstaff to Kingman and knew Route 66 was a road trip that we wanted to do. We have been doing a lot of planning and are extremely excited to travel all of RT 66 in one trip!

Thank You – Lucas Stimach Lucas Stimach lstimach@comcast.net



Filming at Sunset Crater is postponed due to Tunnel Fire Damage.

From Cassandra Hall

Sent: Tuesday, May 3, 2022, 10:42:30 AM

To: Suzanne Edmonds

Subject: Re: [EXTERNAL] Cruise/Filming opportunity for members

I apologize for any inconvenience. Unfortunately we will be cancelling the cruising film at Sunset Crater for the summer due to effects of the Tunnel Fire. I want to thank you very much for volunteering your time and I will keep you updated when we reschedule filming for 2023.

I will also be keeping in touch with the car club about scheduling a cruise for all members when we reopen the 545 Park Road so you can all get back out to the parks and enjoy the scenery.



2022 CHINO VALLEY CRUISE NITES

OUR 22nd YEAR!

1ST FRIDAY NITES OF THE MONTH

LOCATED @ McDonald's RESTAURANT
ROAD 3 NORTH & HIGHWAY 89 NORTH
(1948 North State Route 89)

4 TO 8 PM

1 FREE RAFFLE TICKET FOR EACH CAR ATTENDING
(Raffle time approximately 6:45 PM)

DATES:

MAY 6

JUNE 3

JULY 1

AUGUST 5

SEPTEMBER 2

OCTOBER 7

INFORMATION: JIM 928-636-2405

FLAGSTAFF CRUISERS

Annual Charity

Car Show



May 21, 2022 - 9:00am - 2:00pm

Village Center 1802 E Route 66

Entry Fee: Pre-registration - \$25.00 · Day of Show - \$30.00

For Information Contact
Don Phelps @ 928.853.1088
Email - azphelps999@msn.com
Website
flagstaffcruisersclub.net



**THANKS TO OUR SPONSOR
BEARIZONA**



All proceeds go to Assistance League Flagstaff

dCline

Bring your Classic Cruiser, Hot Rod, Rat Rod or Special Interest Car

Sally B's Cafe

7680 East Highway 69 Prescott Valley, Az



(928) 772-2053

Eleventh Spring Classic Car Show

ALL ARE INVITED

In front of Sally B's Cafe located in the Safeway Shopping Center

Saturday May 21, 2022



10:00 a.m. - 2:00 p.m.

Hosted By Dewey Classic Cruisers

There will be Best In Show, 1st, 2nd, 3rd place, Peoples Choice, Sports Car, Best Truck, Best Rat Rod, Best 1920-1929, Best 1930-1939, Best 1940-1949, Best 1950-1959, Best 1960-1969, Best 1970-1979, Best 1980-1989, Best 1990-2021, Best Low Rider, Custom, Survivor, and Motorcycle, Kids Pick Trophies awarded. All Class winners shall be determined by participants. **All trophy winners must be present when award is announced or alternate winner will be determined.**

**Ten Dollars (\$10:00) Cash and Five Cans Food Entry
50/50 Raffle**

Items of interest to the car enthusiast will be raffled off for \$1.00 per ticket.

All vehicle owners that register with Dewey Classic Cruisers day of show will receive a
\$5.00 COUPON Good at Sally B's Cafe!

Show contact Larry (928) 910-6857

Dewey Classic Cruisers is a not-for-profit corporation registered with State of Arizona Corporation Commission. A portion of all proceeds go to help Yavapai County Food Bank and Circle L Animal Rescue. Canned goods are always welcome.

Doney Strong
FOOD TRUCK
ROUND UP #1



JUNE 10 from **5 TO 7:30PM**
AT THE *Silver Saddle Center*
10 FOOD TRUCKS
LOCAL VENDORS
COMMUNITY ORGANIZATIONS
ANTIQUE CARS & LIVE MUSIC
Bring your own chairs!

**DONEY STRONG: Raising funds
for the Tunnel Fire Victims**

FOR MORE INFO: DoneyStrongFoodTrucks@gmail.com

Dates for the rest of this summer's Food Truck Events: July 8th and August 12th, same location and time as on the above flier.



7TH ANNUAL WILLIAMS HISTORIC ROUTE 66 CAR SHOW

HOSTED BY: AMERICAN LEGION CORDOVA POST 13

CARS AND TRUCKS



SAVE THE DATE: JUNE 10 & 11, 2022

LOCATION: WILLIAMS, AZ

P.O. Box 301 – Williams, AZ 86046

928-637-4494

Applications are available online at
www.williamshistoricroute66carshow.com

For Questions Email

williamshistoricroute66carshow@gmail.com



2021 Best Custom Modified



2021 Best Street Rod



2021 Best of Show



2021 Best of Mopar

**AMERICAN
LEGION**



American Legion Cordova Post 13
 7th Annual Williams Historic
 Route 66 Car Show
 P.O. Box 301
 Williams, AZ 86046
williamshistoricroute66carshow@gmail.com
www.williamshistoricroute66carshow.com

June 10 and 11, 2022



Adm Use Only

Entry Number _____

Date Paid _____

Payment Method _____

Shirt Size(s) _____

2022 Williams Historic Route 66 Car Show – Entry Form

Last Name: _____ First Name: _____

Mailing Address: _____

City: _____ State: _____ Zip Code: _____

Phone: _____ Email: _____

Car Club: _____

Year: _____ Make: _____ Model: _____ Color: _____

Class #'s _____ (You may choose two categories. See other side for categories)

"The American Legion Williams Historic Route 66 Car Show Committee cannot accept the responsibility, nor liability, of recommending or suggesting what categories a participant should enter."

**"Free" Short Sleeve Entrant T-Shirt Size –
 American Made (Please circle 1 Size)**

S M L X-Large 2X 3X

Liability Release

Liability Release: In consideration of the acceptance of the right to participate, entrants, participants, and spectators, by execution of this form, hereby release and discharge the American Legion Cordova Post 13, Williams Historic Route 66 Car Show Committee, the City of Williams and members thereof, and their officers, directors, employees, agents, representatives and servants, and anyone else connected with management of presentation or sponsors of the "Williams Historic Route 66 Car Show" of and from all known and unknown damages, injuries, losses, judgments, and/or claims from any cause whatsoever that may be suffered by an entrant to his person or property. Further, each entrant expressly agrees to indemnify all the foregoing entities, firms, persons and bodies of and from all liability occasioned or resulting from the conduct of entrants or any participant assisting or cooperating with the entrant under direction or control of entrant. **I AGREE TO ALLOW PICTURES OF MYSELF AND/OR MY VEHICLE TO BE USED IN THE PUBLICITY AND ADVERTISING OF THIS EVENT. I ALSO CERTIFY THAT I AM OF LEGAL AGE OF MAJORITY AND MY VEHICLE IS PROPERLY INSURED TO MEET LEGAL REQUIREMENTS OF LIABILITY IN THE STATE OF WHICH THE CAR IS REGISTERED.**

Signature

Signature: _____ Date: _____

Printed Name: _____

Additional Event T-Shirt
 Size - \$25.00 each **S** _____ **M** _____ **L** _____ **XL** _____ **Add \$5.00 for long sleeve** \$ _____

Size - \$30.00 each **2X** _____ **3X** _____ **Add \$5.00 for long sleeve** \$ _____

ENTRY FEE PER CAR received prior to May 15, 2022 **with one free short sleeve shirt** **\$35.00** \$ _____

ENTRY FEE PER CAR received after May 15, 2022 **with one free short sleeve shirt** **\$45.00** \$ _____

**Additional t-shirts pricing is a discounted rate for early orders.
 Price will not be the same at the event.**

Total Amount Due \$ _____

**MAKE CHECKS PAYABLE AND MAIL TO: AMERICAN LEGION CORDOVA POST 13
NO REFUNDS P.O. BOX 301, Williams, AZ 86046**



American Legion Cordova Post 13

7th Annual Williams Historic Route 66 Car Show

June 10 & 11, 2022

Route 66 Car Show

P.O. Box 301

Williams, AZ 86046

williamshistoricroute66carshow@gmail.com

928-637-4494

Title Sponsor 2022



Friday - June 10, 2022

8 am to 3 pm

Registration

American Legion Post 13

425 West Grant Avenue, Williams, AZ

10 am to 2 pm

"How Slow Can You Go"

2nd Annual Slow Drags

American Legion Post 13

425 West Grant Avenue, Williams, AZ

10 am to 3 pm

Burger Burn

American Legion Post 13

425 West Grant Avenue, Williams, AZ

8 am to 4 pm

Diagonal Parking on north side of Route 66

"First come first serve on Friday"

Once entrant is parked your entry number will be put on the street in front of your car,
which will belong to the entrant for the two day event.

7 am to 6 pm

Vendors

3rd Street between Route 66 and Railroad Avenue

3 pm to 6 pm

World Famous Sultana

Entertainment

Corner of Route 66 & 3rd Street

301 West Historic Route 66

4 pm to 5 pm

Line up for "Cruise the Loop"

Theme is "American Graffiti"

At 9th Street and Monument Park on Route 66

Cars n Cowboys



Sunday, June 19th • 10am-3pm

**Come On Out to the Blazin' M Ranch Cars
& Cowboys Show featuring 100+ Classic Cars,
Vendors, Live Music & More!**

WANT TO REGISTER YOUR PRE 1980 VEHICLE FOR THE SHOW?

Head over to Blazinm.com/cars-and-cowboys/
to register now!

1875 Mabery Ranch Rd, Cottonwood, AZ
20 MINUTES FROM SEDONA



928-634-0334 • blazinm.com

Free Lunch

CAR & MOTORCYCLE Show

10AM - 3PM



Car Categories
Best 1959 & Older
Best 1960+
Peoples Choce

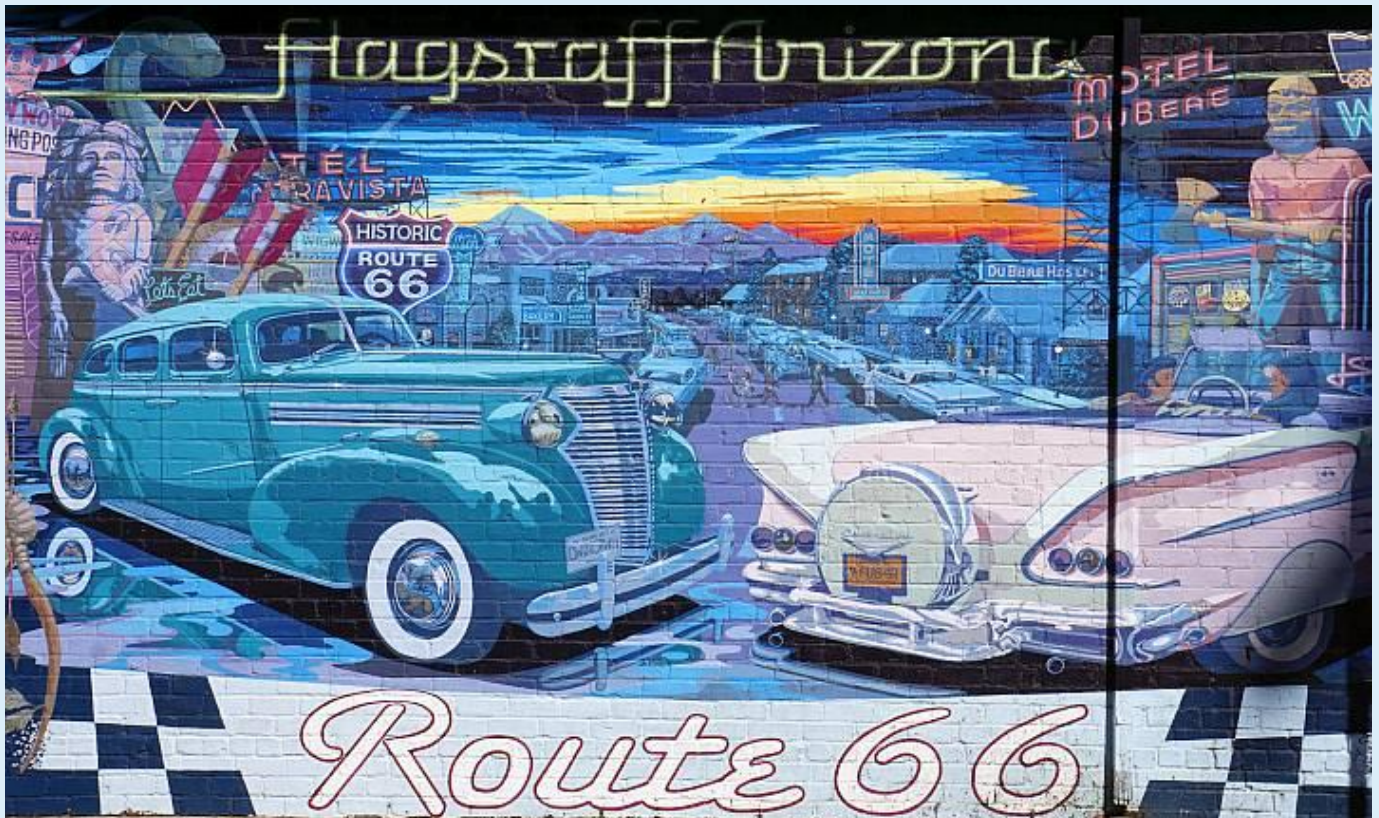
Brought to You By

FLAGSTAFF CRUISERS & GRAND CANYON HARLEY-DAVIDSON

June 18 2022

12000 W ROUTE 66, BELLEMONT, AZ

Bike Categories
Best Sportster
Best Big Twin
Peoples Choce

Flagstaff. Route 66 and Cars. It just all goes together.

**Route 66 Car Club of Flagstaff
3rd Annual Charity Car Show
Thunder-Over-Flagstaff
Flagstaff Pulliam Airport**



**August 27, 2022
8:00 AM – 3:00 PM**



Benefiting Local Flagstaff Charities

Registration Fee: \$25.00/Vehicle

***** Pre-Registration Must Be Sent By August 1, 2022 – Limited to first 250 Cars *****

Cars may begin parking @ 8:00am -- No cars admitted after 10:00 AM

Award Classes:

- | | |
|--------------------------------------|---|
| 1. Best Classic Car (1920-1959) | 9. Best Hot Rod (1949-1964) |
| 2. Best Classic Car (1960-1982) | 10. Best Resto Mod |
| 3. Best Tri-5 Chevy Car | 11. Best Rat Rod |
| 4. Best Muscle Car (1965-1972) | 12. Best Project Car (under construction) |
| 5. Best Modern Muscle Car | 13. Best Stock Truck |
| 6. Best European car | 14. Best Modified Truck |
| 7. Best Tuner | 15. Best Special Interest |
| 8. Best Street Rod (1948 or earlier) | 16. Best Rt. 66 Car Club Member Car |

**Absolutely NO Cars or Parts Sales Allowed!!!!
Canopies or Umbrellas MUST Be Staked into Ground!!!!**

Raffles at 2:00 PM followed by Award Ceremony

Raffles sales available throughout the day and are drawn at 2:00 PM.

1 for \$1.00 6 for \$5.00 12 for \$10.00

All proceeds are donated to local Flagstaff charities.

Need not be present to win.

**JOIN US FRIDAY EVENING FOR A CRUISE ON HISTORIC RT. 66
(Details Will Be On The Website When Available www.route66carclub.org)**

For More Information & Registration Form GO TO: www.route66carclub.org

E-mail: rt66julia@gmail.com or call: Julie 928-699-5804

Event Will Take Place Rain or Shine!

****SORRY – NO REFUNDS****

Route 66 Car Club of Flagstaff 3rd Annual Charity Car Show Thunder-Over-Flagstaff Flagstaff Pulliam Airport August 27, 2022 8:00 AM – 3:00 PM



Cars may begin parking @ 8:00 AM. No cars admitted after 10:00 AM

***** Pre-Registration Must Be Sent By August 1, 2022 – Limited to First 250 Cars *****

Name: _____ Spouse/Guest: _____

Address: _____ Phone: _____

City/State/Zip: _____ E-mail: _____

Club Affiliation (if any): _____

Year: _____ Make: _____ Model: _____ Color: _____

Special Features: _____

Registration Fee: \$25.00 per Vehicle

Each entry must be accompanied by a separate registration form.

Award Class # you are entering (see flyer) _____ (only one class per vehicle entry)

\$30.00 per T-Shirt w/Pocket (Optional), Please circle Adult size **S M L XL XXL XXXL**

*****SPECIAL!!!: Pre-Register AND Buy T-Shirt for \$50.00*****

Limited quantities available day of show at \$30.00 each

☐ **Attending Friday Evening Cruise on Historic Rt.66**

\$ _____ Total Make Checks Payable to: **Route 66 Car Club
P O Box 30066
Flagstaff, AZ 86003**

Parking Instructions [When Available] Will Be On The Website (route66carclub.org)

LIABILITY RELEASE

In consideration of the acceptance of the right to participate in the Route 66 Car Club of Flagstaff 3rd Annual Charity Car Show @ Thunder Over Flagstaff, the participant agrees to indemnify and hold harmless the EEA Chapter #856, Flagstaff Airport, Route 66 Car Club of Flagstaff, Coconino County, property owners, members, agents, volunteers and anyone else connected with the management or presentation of the Route 66 Car Club of Flagstaff 3rd Annual Charity Car Show @ Thunder Over Flagstaff event from and against all liability of the loss that the participants, guests or family members may sustain or incur as a result of claims, demands or judgments arising from the participants involvement in the Route 66 Car Club of Flagstaff 3rd Annual Charity Car Show @ Thunder Over Flagstaff event. I certify that my vehicle is properly licensed and insured to meet the legal requirement of liability. I also agree that images taken at the event of vehicles and people can be used in all media formats without compensation or restriction. All canopies or umbrellas **MUST** be staked into ground!!!! Selling of cars or parts during the event is prohibited!!!

Signature: _____ Date: _____

IF UNDER 18, PARENT OR LEGALGUARDIAN _____