

THE ROUTE 66 CAR CLUB IS A QUALIFIED 501c (3) CHARITY

MAY 2021

CLUB OFFICERS

PRESIDENT

Julie Metzner
928-699-5804

VICE PRESIDENT

Matt Mirabile

TREASURER

Chuck Davis

SECRETARY

Alana Velez

MEMBERSHIP

OPEN

CRUISE DIRECTOR

John Borhek

NEWSLETTER EDITOR

Suzanne Edmonds

WEBSITE EDITOR

Doug Bischoff
240-285-7776

HISTORIAN

Sean Evans

BOARD OF DIRECTORS

Maggie Bortree

Jerry McGlothlin

Jim Velez

Robert Penhaker

MEETINGS - General Membership meetings are scheduled for the second Wed. of the month. The next meeting is June 9th at Quality Automotive. 6:00 pm. Bring your own chairs. Raffles are back and refreshment is provided. We also have the option of attending remotely. Details inside. The next board meeting is June 2nd. All members are welcome. Contact Julie for details.

MEMBERSHIP – **We are still looking for someone to fill the especially important (and incredibly fun) Membership position. If you are wondering what is involved, and might be interested, please contact Julie KBM.** We have 41 paid members.

CRUISE DIRECTOR – Have ideas for a club activity? Contact John at RT66cruisedir@gmail.com

WEB-SITE – **Take a look at the new site! It is A-MAY-ZING** <https://route66carclub.org> Our webmaster is Doug Bischoff at route66carclubweb@gmail.com

NEWSLETTER – What have you done with YOUR car lately? Going to an event? Contact Suzanne at edmonds02@msn.com

PHOTO FILE - Post your Car and Car Club-related photos to our Route 66 Car Club Pictures Google Photo File.
<https://photos.app.goo.gl/DaKdg7F17Zsg8fMb6>



Upcoming Route 66 Club Activities

For more information or to answer any questions, please contact
Julie KBM - 928-699-5804 rt66julia@gmail.com

1. Next membership Meeting - Quality Automotive – June 9th – 6:00 pm.

Raffles and food are BACK! To join the meeting from your computer, tablet or smartphone.
<https://global.gotomeeting.com/join/246306013> You can also dial in using your phone. (For supported devices, tap a one-touch number below to join instantly.)

United States: +1 (646) 749-3122- One-touch: tel:+16467493122,,246306013#

Access Code: 246-306-013

2. May 22nd Club Cruise Event to Jerome!!!! – Details inside.

3. June 27th Club Picnic. Details to come.

Other Activities

Fridays at Park Santa Fe Officially started in May.

May 15th

- **Flagstaff Cruisers Car Show 2021 Village Center 9am – 2 pm**
- **Prescott Valley, AZ. Sally B's Cafe Tenth Spring Classic Car Show**
<http://www.arizonacarshows.com/may/may15sally.pdf>

May 29th Rehab and Coffee -Village Center - 9 am – noon.

June 5th Munds Park RV Annual Car Show – 9 am – 2 pm

June 11-12th 6th Annual Williams Historic Route 66 Car, Truck & Motorcycle Show
<https://www.williamshistoricroute66carshow.com/>

July 3rd – July 4th Parade Flagstaff

August 7 – 8th Prescott Antique Auto Club 46th Annual Watson Lake Show

Fliers attached at end of the newsletter, if they were available at press time.

Club News

1. Need a club shirt? A new name badge? Let's show our pride in our club and represent at car events by wearing our shirts and badges. Need a new one? Contact Julie KBM.
2. Thunder over Flagstaff – the show is still on. August-September timeframe.



MAY

BIRTHDAYS

*Steve Westerdahl
Nate Tritle
Joe Policastro
Joanie Baker
Jeff Bryan
Paul Wolfe
Cheryl Ossenfort
Adriana Penhaker*

ANNIVERSARIES

*Tim & Linda Hewitt
Curtis & Cathy Deibel
Chuck & Susan Davis*

What's under the hood? ...

By Julie KBM, President

928-699-5804 or rt66julie@gmail.com

What's under the hood? ...

By Julie KBM, President

Hello Fellow Route 66'ers,

29

May is increase our membership month. Actually we want to increase our membership all year long so I'm challenging each one of you, our current members to make an investment in your club. Not a financial investment but a little time investment. I'm asking that you spread the word about Route 66 Car Club of Flagstaff. Talk to your friend, co-worker, neighbor or anyone you can find. Maybe while parked at a car show you visit with the people that are parked around you. Tell them about our club, peak their interest, invite them to our Meeting, invite them to our Club Cruises, or even ask them to join you on a Friday Night Cruise-in. The more the merrier. Show your pride in being a member of the one and only "Route 66 Car Club of Flagstaff." Speaking of that, let's show the public we are a club. Bust out the Club shirts, pin on that name badge, put the windshield placard up to say hey, look at me I belong to the Rt 66'ers. The challenge is simple, I ask each member to convince another person to join the club. There will be a special prize at the end of the year for the current member who recruits the most new members. In June a few club shirts will be available to purchase or can be ordered and ready at the following meeting. Let me know if you need a new name badge we can get those too.

Step up to the challenge and step into the new Route 66 Car Club of Flagstaff. Don't forget to check out our new look on our new Website. **Route66carclub.org**

Will you accept my challenge?

Members' Stories

Who Knew! from Joe Policastro

My Hagerty Drivers Club magazine arrived in the mail yesterday. That and my MG Sacred Octagon are my favorite car reads bimonthly. Last time there was a great article by Aaron Robinson about driving vintage cars with low horsepower.

As a guy who does that in the TD, TR3 and TR6, it really hit my sweet spot so I penned a quick note to Aaron telling him how much I liked the article and that it really summed up and highlighted my experience in driving these cars.

Fast forward to my starting to read the magazine this morning and I always read the letters to the editor first and under the title of the article he wrote titled Slow Your Roll there were three replies to the article above. The first one caught my attention. It was from a guy who drove a MG TD, TR3 and TR6. I just had to look where the guy was located because that was the mix of cars I love to drive too and this short response crystallized my thoughts when I read the article.

Well the guy they were quoting was Joe Policastro, Flagstaff, AZ.
Who knew!

Slow Your Roll

As a man who relishes driving my MG TD and Triumph TR3 and TR6, I really appreciated Aaron Robinson's January/February column on driving slow cars (page 20). It is not about getting there fast or first, but sometimes even getting there at all is the real adventure.—Joe Policastro, Flagstaff, AZ



A copy of the letter to the editor

Wild Times from Matt Mirabile.

Sept '69

I was driving alone along a narrow curved road (much like 89A to Sedona) on my way to the summit of Mt Tamalpais in Marin County, north, across the Golden Gate Bridge in my '66 Austin Healey Sprite. At 19 I had no regard for safety, seatbelts, road hazards or oncoming traffic. I was driving at a rapid clip on that two-lane gravel road when I lost control of my car and headed straight for a cliff that led 400' down to the Pacific Ocean! Being too young to die I turned the wheel and rolled the car over me before I took a swan dive into the cold ocean. No seatbelts actually saved me, the windshield was ground down to a nub and the unibody was wrecked. I was half in and half out of the cockpit, the Sprite was pulled off me, I was taken to a Navy hospital and received only 4 stitches!

The Sprite was towed to our Navy base which had a full automotive shop I could use. Miraculously I found a '66 MG Midget in a car barn in Berkeley (basically the same car as my ruined Sprite), the MG

was perfect except it had no engine and tranny. My buddy and I transplanted the Sprite drivetrain into the Midget perfectly! I could not believe my luck.

Later I was transferred to IDAHO. My buddy was too and he asked to buy my Midget if I was transferred to a ship, I said ok, I was going to the Enterprise and he received shore duty. He gave me the money and I sent it home. The day before he was to take possession of the Midget it was STOLEN! The Oregon Highway Patrol called, they found the car untouched just hotwired in Baker, Oregon. About 250 miles away. Another great stroke of luck.


I borrowed my roommate's car and asked two friends to go with me to drive the Midget back. However, they took handguns with them for fun though I was not happy about it. All went well, I took possession of the Midget, gave the keys to my friends, and drove my roommate's car home. Hours later the boys showed up, looking scared and half-deaf. I was afraid to ask so they volunteered the crazy story of their trip home. With handguns loaded they were shooting at rabbits from the car when their .357 Magnum gun went off in the cockpit (convertible top up), they blew a 1" hole in the dash and out the hood and we're deafened by the noise.

Now I had to explain it to the new owner or give the money back. After a few drinks he laughed and took the car.

The crazy adventure of the Sprite/ Midget came to a good conclusion. Great to be 19 and have no fear.



Thanks, guys, for sharing your stories with us. All cars have stories. We would love to hear about YOURS. Send an email to Edmonds02@msn.com



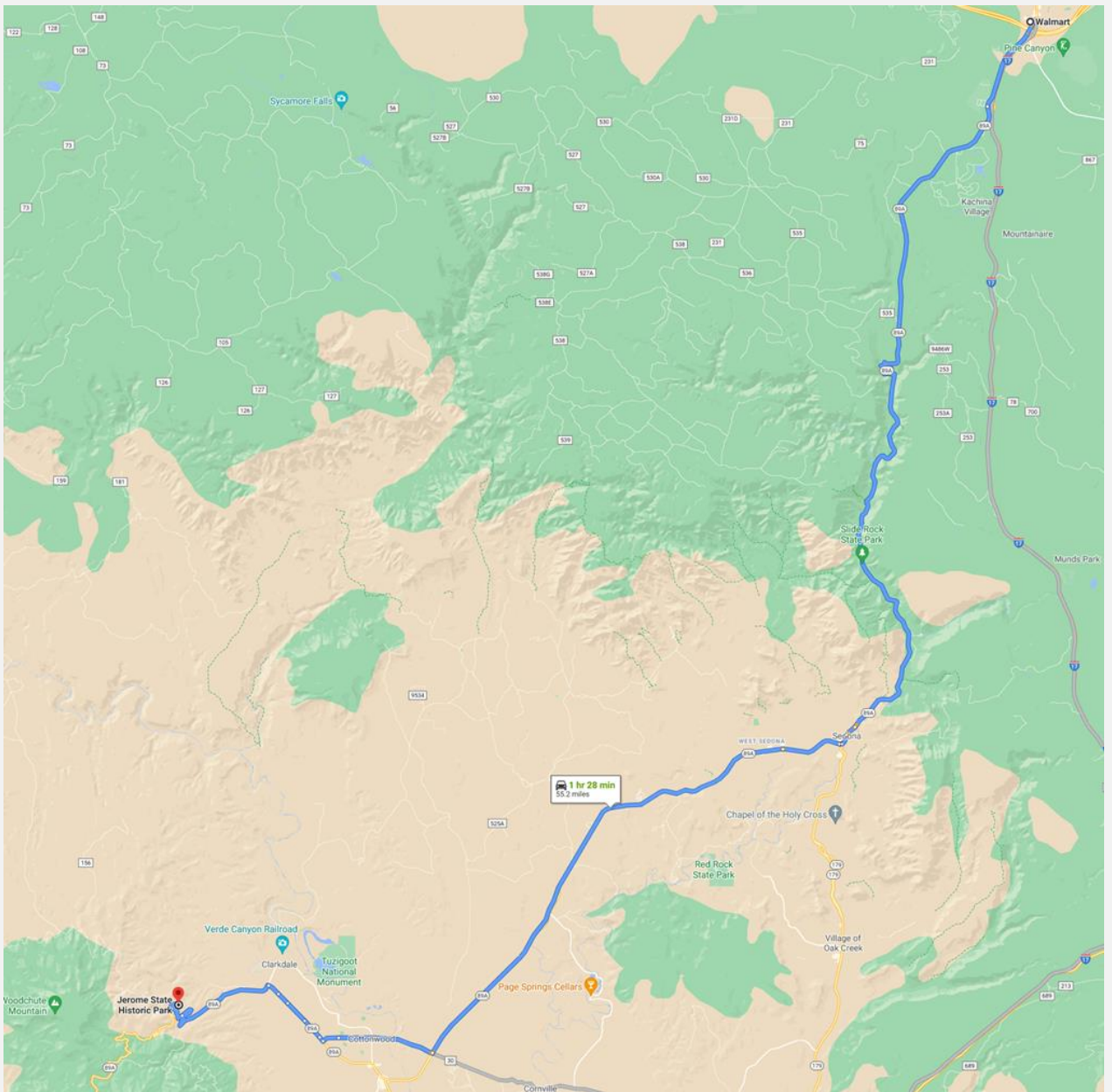
John has arranged a great cruise for us this month. See you there!
(Saturday 5/22/2021)

SEDONA, JEROME, AND COTTONWOOD

In this Cruise, we will explore Sedona, Cottonwood, and Jerome. Much of the data is based on Suzanne Edmonds' "Jaunt to Haunt" from last fall. The plan is to take the slow roads down and have an open return from downtown Cottonwood.

At this juncture, there is no stop planned in Sedona due to the weekend traffic craziness, just a pass-through and wave at tourists. Jerome is the high point (pun intended) where I have confirmed with Jerome State Park (<https://azstateparks.com/jerome>) manager James that we can use the parking lot and picnic area at no cost; they hope some of us will visit the museum for \$7.00 pp.

1. Meet in the Staples parking lot at 09:00 AM.
2. Exit Staples to Woodlands Village Blvd and turn right on SR 89A.
3. Pass Ft. Tuthill roundabout
4. Pass roundabout at north entry to Sedona
5. Pass SR 179 Roundabout, take second exit to keep on SR89A.
6. Immediately pass another roundabout, keep on SR89A
7. Continue on SR89A to Cottonwood
8. In Cottonwood, SR89A becomes Main St.
9. Pass Food City on left and turn left on E. Cottonwood St to keep on SR89A.
10. Pass 5 roundabouts.
11. Continue on SR89A to Jerome
12. Arrive Jerome at approximately 11:00 AM
13. In Jerome, turn right on Douglass Ave and proceed to Jerome State Park parking lot.
 - a. Parking & Picnicking are free.
 - b. Museum entry is \$7.00 per person.
 - c. Possible cruise & take turns riding event from Jerome State Park through Downtown
 - d. Possible visit to: Gold King Mine and Ghost Town (\$7.00)
<https://goldkingmineghosttown.com/>
14. Self-paced return to Flagstaff





ROUTE 66 EAST CRUISE - APRIL 24TH

It was a bit windy, but we set out for a very interesteresting and fun trip to parts east along Route 66. Our first stop was Two Guns, where we met the current owner and learned of his amazing future plans for the site. Sean Evans, our intrepid historian, was there to enlighten up on the equally amazing past.



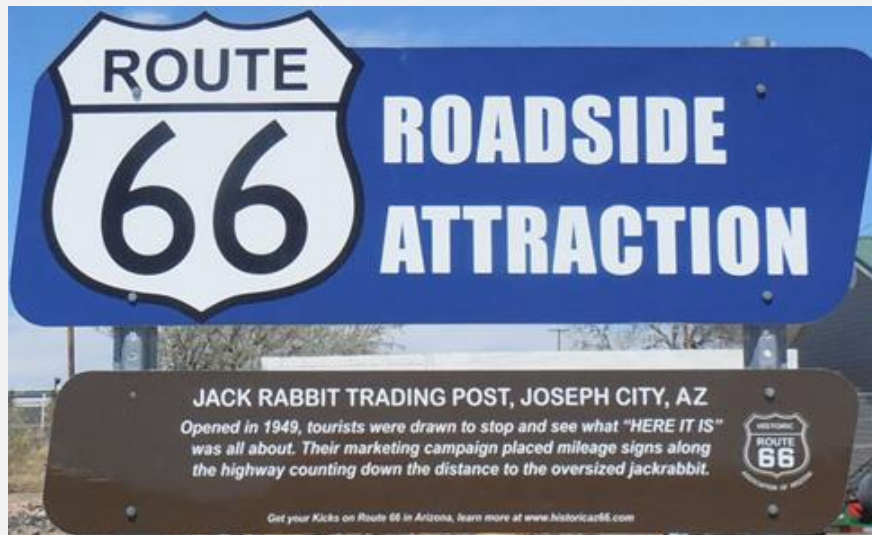
Speeding by this site, one would never know the expanisve ruins that are just beyond the ridge. There are 3 different alignments of Route 66 and the wonderful Canyon Diablo bridge built in 1938. The masonry buildings, many of which are dry stack, and the stories Sean shared about the colorful characters and events (including a murder), were fascinating.





The current owners have a plan to preserve the site and create a luxury glamping resort on the site. More can be read about that here. [Our Story — Historic 2 Guns](#)

The next stop was The Jackrabbit Trading Post (Here it Is) in Joseph City. This is another part of historic Route 66 and was filled with wonderful novelty items and great museum.



So often we in Northern Arizona have visitors fascinated with Route 66. Both of these locations offer so much to those who want to experience the Mother Road. The Jack Rabbit Trading Post has a wide selection of fantastic T-shirts and other memorabilia. They also have a giant jackrabbit available for photo ops. It was a lot of fun.



The group was getting VERY hungry, so we drove to La Posada and had a delightful late lunch in the Turquoise Room before heading home. If you did not make it this time, you missed a great trip. I sure hope you can join us on our next adventure. It's more fun with you.



APR 30 - May 1 - Take A Cruise Down Route 66



Twinsies!!!!



Photos by Julie KBM

Friday Night Cruise Ins...

at Park Santa Fe – Harbor Freight parking lot.

Every Friday – 5 pm until dark. It is GREAT seeing old friends venture out to join the fun. Bring a chair and stay a while. Club cars or daily drivers, it doesn't matter.

Just a reminder - PLEASE refrain from burn outs and other demonstrations of awesome automotive power. We really like being able to meet at this location, and wish to continue to do so.





Nice cars, great people. It's really wonderful to finally catch up with old friends.



Something Fishy

By Suzanne Edmonds



Of all our weird cars, the one that gets the most attention is the 1966 AMC Marlin. Notice I said AMC Marlin not Rambler Marlin. The 1965 Marlins were still called Ramblers and carry that name on exterior badging. That name was dropped by the company on several models in '66 in favor of the AMC designation. The '65 and '66 Marlins are nearly identical, while the '67s were very different. The '67s have AMC on them, The '66's don't, nor do they have the RAMBLER name on them, It leads to some fun when people are trying to identify it. More on that later.

The Marlin was AMC's foray into the personal luxury/pony car markets, and was inspired by the 1964 Tarpon show car (based on the '64 American). It was not a response to the Charger, as it came out a year earlier the Dodge mid-sized fastback. The '65-66 Marlins were based on the mid-sized Classic, while the '67 (aka the Big Fish) was based on the longer Ambassador. All three years have the more luxurious Ambassador interiors, with some trim modifications.



The Marlin next to a first generation Charger.

There were a **total of 17,419 Marlins made in those 3 years**. 1965 - 10,327, 1966 - 4,547, and 1967 - 2,545. They have a high rate of survival though, because they are, well, interesting. The exact production numbers of how

many were made with what drivetrain for '66 and '67 were lost when Chrysler absorbed AMC in 1987.

That means we do not know how many were configured like ours. It has a 327 with a 4 speed Borg Warner T-10 and a 3:58 rear axle. This was a one year only configuration. The '65s had the console mounted Twin Stick or the three speed column mounted versions as their manual options, while the '67s went to the second generation of the AMC V-8s, and no longer offered the 327. By all best guesses, there were approximately five hundred 327 4 speed Marlins made in 1966. Ours is one. It is also a mostly original survivor, having been parked in a garage in the 1970s by the son of the original owner. It was rolled out of that garage for the first time when we bought it in 2012. The color is Marquesa Mauve, a one year only color.



When we bought it, the original 327 was on a pallet, as an AMC 390 had been placed in the car in the early 1970s in an attempt to turn it into a drag car. That engine was later pulled out and the car was parked in a garage in

1973. For those interested in weird drive train stuff – the 327 cars are torque tube cars. The 390 was designed for an open drive train. “Swapping” a later V-8 into a torque tube car is NOT easy, and not a “drop in” thing at all. Normally the entire drivetrain and suspension components have to be replaced. How they got around that in this car was ingenious – the owner fabricated a spacer that fit between the engine and the gear box and allowed everything from the transmission on back to remain in place.

There was a ton of chromy stuff in the trunk, but the engine was seized, and all the under the hood stuff (starter, alternator, brackets, etc.) was missing. The car was from the Santa Barbara area and had the typical corrosion seen in cars from that sort of climate behind the grill and in the engine compartment.

So why a 4 speed 327 Marlin? Well, it’s my sister’s car, and she had one in the day, an all Apollo Yellow one, and she wanted to see if she could find one so she could go to the fun AMCs shows with me. Here is her original car, which was sold in 1973. (The same year our current one was parked interestingly). Yes, that’s me with my hands on my head.

The 4 speed is the SECOND Marlin purchased in her pursuit for another Marlin, Just a few months before, she picked up a 327 automatic car with the plans to restore it. She had started on that project when the 4 speed popped up for sale in a Rambler newsletter. It was too good of a car to pass up. Here’s a shot of the OTHER Marlin, as well. It needed an entire restoration, while the 4-speed was a solid original car, and was the one that we went forward with.



As the car was mostly original, we did as little as necessary to preserve that. The engine and engine compartment needed the most work. Surface rust behind the grill was addressed. The aftermarket gauges were removed (they tried to catch fire when power was applied – it seemed like a good idea to take them out).

The interior was nearly perfect, and had one of the few existing original headliners left in civilization, These are notoriously fragile as they were made of a foam material that dried up and became powdery within 5 years of manufacture, Despite our best efforts to preserve it, we replaced that as well, with a reasonable facsimile (OEM replacements are not available). The necessity of this became clear when we were traveling in the car with the windows down and the inside of the car became a snowglobe of yellow foam particles as the headliner disintegrated around us.

As far as the chrome stuff in the back seat and truck? We made use of it, despite having stock versions of the same things. It is not entirely stock but looks nice. The dual snorkel air cleaner cover is from the 390, and harkens back to the car’s short-lived days as a drag car. The rest of the car is as original as we could keep it. The driver’s seat has one small repair. The headliner is replaced. We put her back on the original wheels and wire hubcaps. The brakes were taken back to their original configuration. The paint is original-ish. We believe there was a repaint of the front area way back in the early years of the car, done with period correct paint. The roof, trunk lid,

and “C-curve” trim is the original vinyl. We left the 1970 era parking stickers in the window, and tried to take her back to what she would have looked when she was stored away in 1973.

Going anywhere in a lavender Marlin is interesting. First off, few people know what it is. As it lacks the RAMBLER badging of the ‘65s and the AMC badging of the ‘67s, there are few clues. It is often called a Charger, a Baracuda, or a fastback Malibu (very rare...those. LOL). We have been known to tell people it is a rare Maserati. A few people have believed us. I joke that parking my wagon next to the Marlin is like covering it up with an invisibility cloak; no one is going to see my car. THE most common comment I hear when we don’t bring the Marlin to an event, is “Where’s the Marlin?” It does have a fan club.

The Marlin’s first show was the Route 66 Car Club’s own downtown show – the year it rained so hard (2013). It has since driven itself round trip to Kansas, Las Vegas, and California for shows. It served as a daily driver for several months while our son had it in Kansas. We were able to communicate with the original owner’s son before his death to show him the car had been brought back to its former glory and was well-cared for.

It is a reliable, unfussy car beneath that unusual appearance. Unless we are at an AMC show, it is probably the ONLY Marlin at any show. There usually are several at AMC shows, and they are well supported by some very active clubs (The Marlin Club, the AMCRC, and the AMO). No, parts aren’t impossible to find, if you know where to shop. Yes, a group of Marlins is called a school of fish, Yes, we park them together to get the “Marlin window shot”. Yes, we have fun with our cars and no, we don’t take ourselves too seriously.





Flagstaff Cruisers

CAR SHOW 2021



MAY 15, 2021

Village Center 1808 E Route 66
9:00 AM - 2:00 PM

ENTRY FEE \$25 pre-registration - \$30 day of show
Proceeds to benefit - St Vincent de Paul of Flagstaff.



For Information Contact: Email - azphelps999@msn.com
For Car Classes: Website flagstaffcruisersclub.net

Bring your Classic Cruiser, Hot Rod, Rat Rod or Special Interest Car

Sally B's Cafe

7680 East Highway 69 Prescott Valley, Az




(928) 772-2053

Tenth Spring Classic Car Show

ALL ARE INVITED

In front of Sally B's Cafe located in the Safeway Shopping Center

Saturday May 15, 2021



10:00 a.m. - 2:00 p.m.

Hosted By Dewey Classic Cruisers

There will be Best In Show, 1st, 2nd, 3rd place, Peoples Choice, Sports Car, Best Truck, Best Rat Rod, Best 1920-1929, Best 1930-1939, Best 1940-1949, Best 1950-1959, Best 1960-1969, Best 1970-1979, Best 1980-1989, Best 1990-2021, Best Low Rider, Custom, Survivor, and Motorcycle, Kids Pick Trophies awarded. All Class winners shall be determined by participants and/or general public. **All trophy winners must be present when award is announced or alternate winner will be determined.**

Ten Dollars (\$10:00) Cash and Five Cans Food Entry
50/50 Raffle


Items of interest to the car enthusiast will be raffled off for \$1.00 per ticket.

All vehicle owners that register with Dewey Classic Cruisers day of show will receive a
\$5.00 COUPON Good at Sally B's Cafe!

Show contact Larry (928) 632-4537

Dewey Classic Cruisers is a not-for-profit corporation registered with State of Arizona Corporation Commission. A portion of all proceeds go to help Yavapai County Food Bank and Prescott Valley Bird Busters. Canned goods are always welcome.

<http://www.arizonacarshows.com/may/may15sally.pdf>



MUNDS PARK
RV RESORT

MUNDS PARK RV RESORT 17750 MUNDS RANCH RD MUNDS PARK AZ 86017

**MUNDS PARK RV
ANNUAL CAR SHOW**

JUNE 5, 2021

JOIN US

RAFFLES*FOOD***ENTERTAINMENT***AWARDS***BAR WILL BE OPEN**

REGISTRATION 8:00am to 10:00am

CAR SHOW 9:00am to 2:00pm

AWARDS 1:30pm to 2:00pm

- 1) Sports cars Top 2 2) Truck Top 2 3) Street Rods Top 2 4) Ford Top 2
5) GM Top 2 6) Mopar Top 2 7) Forgotten Auto Makers Top 2
8) Peoples Choice Top 2

(RV SITES AVAILABLE CALL 928-286-1309)

CUT HERE.....

REGISTRATION FORM

Register by May 20th \$20.00

Register after or day of show \$25.00

Name..... Phone.....


Address.....City.....State..... Zip

Please make check payable to : Munds Park Rv Resort

Liability Release:

I hereby certify and agree to release and hold harmless Munds Park Rv Resort agents, members, or affiliates from loss, damage, or injury resulting from the participation in the above event. I certify that my vehicle is properly insured to meet legal requirements.

Mail to: Car Show Munds Park Rv Resort PO box 25905 Munds Park Az 86017



46th Annual
PRESCOTT ANTIQUE AUTO CLUB

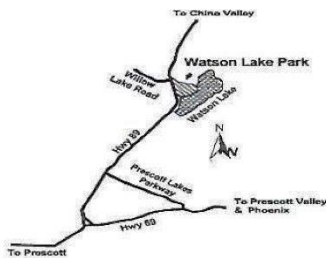
WATSON LAKE SHOW

CAR SHOW, TROPHIES & RAFFLES
PARTS EXCHANGE & SWAP MEET
OLD ENGINE FIRE-UP AREA
FOR-SALE CAR CORRAL

WATSON LAKE PARK, PRESCOTT, ARIZONA
SATURDAY – SUNDAY
AUGUST 7 - 8, 2021

EVENT TIMES AND GENERAL ADMISSION

- 7am to 4pm Saturday & Sunday. Car Shows from 8am to 3pm.
 - Parts Exchange/Swap Meet & Raffle prizes both days.
- Wristband event: General admission only **\$5 per person** for both days!
 - 15 and under w/adult free admission. **Free Parking!**
(see reverse)



WWW.PAACAZ.COM



ROUTE 66 CAR CLUB OF FLAGSTAFF



MEMBERSHIP APPLICATION

Membership is open to anyone with an interest in the automobile hobby. Owning an antique/classic/sports car or specialty vehicle is not a requirement for membership.

Date: _____ Membership: New ☐ Renewal ☐
First Name _____ Spouse/Partner/Sig-Other's Name _____ Last Name(s) _____
Your Birthday _____ Spouse/Partner/Sig-Other's Birthday _____ Anniversary _____
mo/day mo/day mo/day
Address _____ City _____ State _____ Zip _____
Home Phone _____ Other Phone _____ Cell Phone _____ Cell Phone _____
E-Mail _____ E-Mail _____ E-Mail _____
(Monthly newsletter sent to email addresses on file)

Car (s) Owned
Year Make Model/Body Style No. Cyl. No. Doors Condition Color

I/We hereby apply for membership in the Route 66 Car Club. I/We agree to comply with all fundamental practices set forth in the by-laws of the Route 66 Car Club of Flagstaff

Signed _____

Club dues are \$40.00 for new members (pro-rated quarterly).

For more information contact Membership Chairperson

Judy Bischoff (928) 864-7246 Route66mem@gmail.com

Please make check payable to Route 66 Car Club and send to:

Route 66 Car Club

P.O. Box 30066

Flagstaff, AZ 86003

For more information contact Julie KBM - 928-699-5804 rt66julie@gmail.com